

# TIMEMORE Ice Dripper

Precise finish Exquisite cold brew





Simplified design



Easy to use



Precise to control



Slow extraction



ECO-Friendly



Multifunctional

# Life aesthetic Minimal designed Ice Dripper

Designed by TIMEMORE





# External water valve

Aluminum alloy/Rose Golden



# Accurate data   Adjustable speed

Adjust the extraction speed by turning the valve left and right  
Show the original flavors of coffee. Please grind medium size.

0-1.5 is for extraction with around 7 drops of water in 10s.

2-4 is to saturate ground coffee



# Accurate Tap

Control water accurately with Standard rate  
of 8 drops in 10s





## 650 mesh extra fine filter

High density 304 stainless steel mesh  
to block coffee ground effectively

# Borosilicate Glass with clear scale

Crystal, Temperature-resisted  
and wear-resistant





It comes with a bag of 30 pcs paper filter



## Product Info

Name: Ice dripper Capacity: 400ml

Material: Tritan, Glass, Aluminum Alloy  
and Stainless steel

Total height: 320mm

Dia.: 80mm

Dripper Height: 155mm

Server Height: 165mm



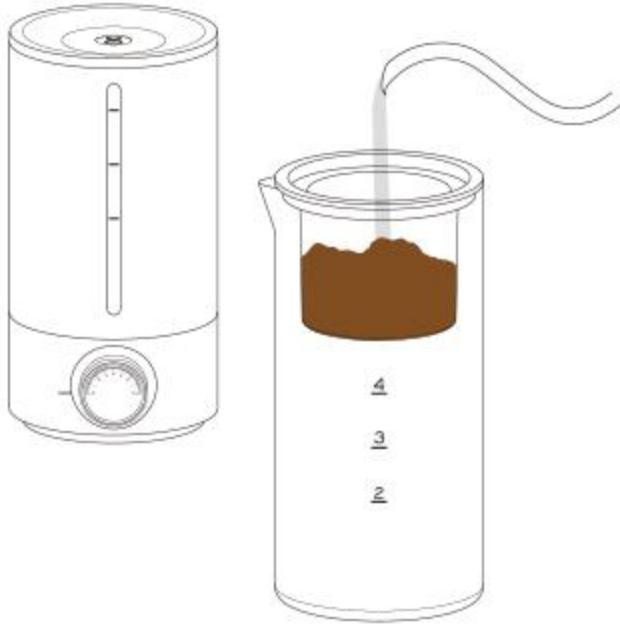






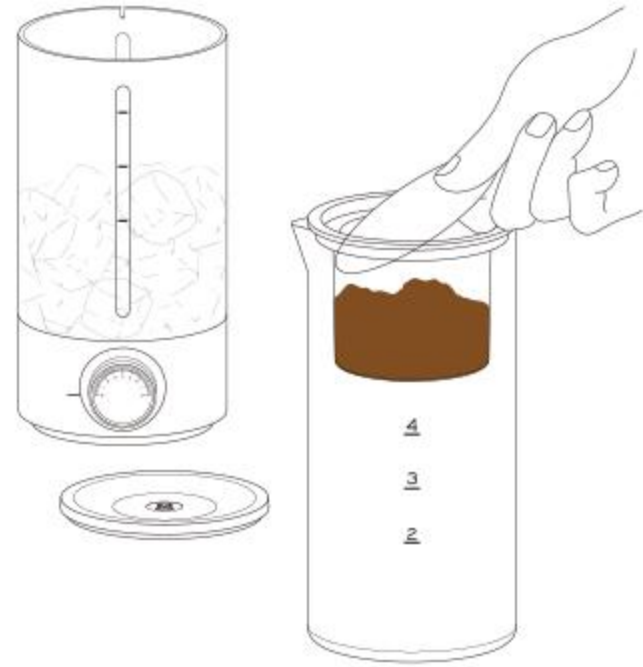
4  
3  
2

# HOW TO USE



- 1 remove dripper and server
- 2 Add ground coffee ( medium size) to the container.
- 3 Pour some water enough to saturate ground coffee evenly.

01



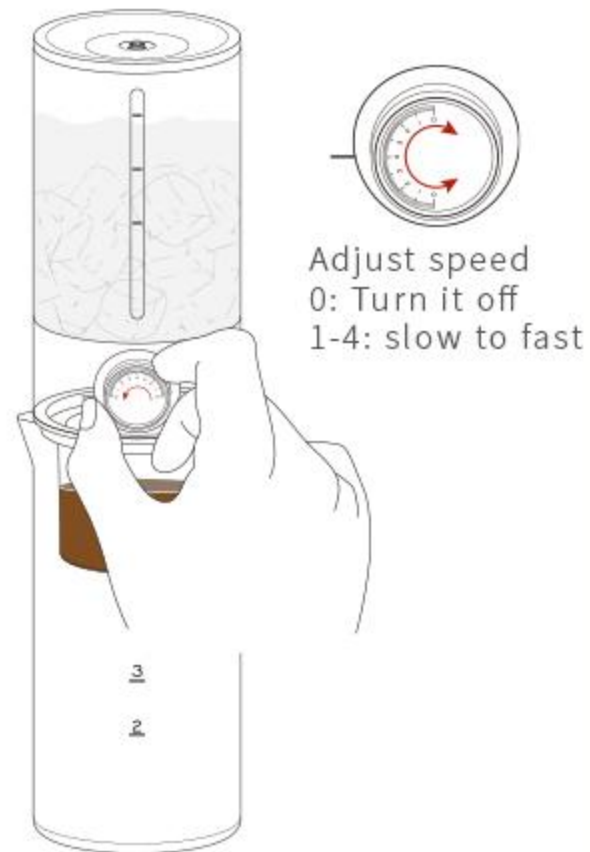
4. Put a paper filter on ground coffee to saturate more evenly.
5. Remove the top and put some ice in the Body.

02



6. Put the Body with ice on the top of the bottom and add some cold water.

03



Adjust speed  
0: Turn it off  
1-4: slow to fast

7. Cover the top and turn the switch to the left. Set the drop speed you need.

04